

Y6 SATS

Decimals

Help Code : 003

BOOSTER

RECOMMENDED! - mental maths TES resource
Interactive + Self-Marking [CLICK HERE](#)

2009A KS2 Q14

Calculate $3.81 + 18.3$





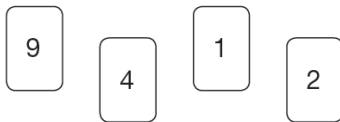
Circle two decimals that have a difference of 0.5



0.2 0.25 0.4 0.45 0.6 0.75

2008A KS2 Q14

Here are four digit cards.



Use each digit card **once** to make the decimal number **nearest to 20**

 .

Calculate 45.3×6

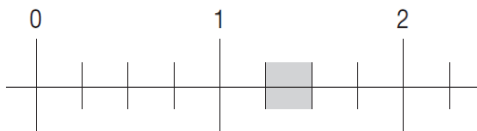


2008A KS2 Q16



2007A KS2 Q24

Part of this number line is shaded.



Circle **all** the numbers below that belong in the shaded part of the number line.



1.1 1.4 $1\frac{1}{3}$ $1\frac{1}{5}$

Circle **all** the numbers that are **greater than 0.6**



0.5 0.8 0.23 0.09 0.67



2007A KS2 Q16



2005A KS2 Q10

Tick (✓) the **two** numbers which have a total of 10



0.01

0.11

1.01

9.09

9.9

9.99

Calculate $13.6 - 2.8$

2004A KS2 Q8



Calculate $52.85 + 143.6$

2006A KS2 Q18



2003A KS2 Q17

17

Calculate 31.6×7

2004A KS2 Q17



The first two numbers in this sequence are 2.1 and 2.2

The sequence then follows the rule

'to get the next number, add the two previous numbers'

Write in the next two numbers in the sequence.

2.1 2.2 4.3 6.5



2002A KS2 Q16

16

Calculate $15.05 - 14.84$



2001A KS2 Q8



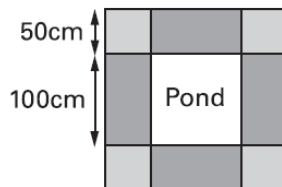
2002A KS2 Q11

Mr Singh buys paving slabs to go around his pond.

PAVING SLABS

£1.95 each Square slabs
50cm by 50cm

£3.50 each Rectangular slabs
100cm by 50cm



He buys 4 rectangular slabs and 4 square slabs.

What is the total cost of the slabs he buys?

Show your working. You may get a mark.

£

Mr Singh says,

'It would cost more to use square slabs all the way round.'

Explain why he is correct.

.....

.....

.....

Put a tick (✓) in **each** row to complete this table.

One has been done for you.



	greater than $\frac{1}{2}$	less than $\frac{1}{2}$
0.9	✓	
0.06		
$\frac{11}{20}$		
0.21		



2000 KS2 Q11

Circle **two** numbers which **add** to make 0.12



0.1 0.5 0.05 0.7 0.07 0.2

21

Calculate $8.6 - 3.75$



2000 KS2 Q11