

# Y6 SATs

# Sequences BOOSTER

Help Code : 025

2011A KS2 Q9



**RECOMMENDED!** - mental maths TES resource  
Interactive + Self-Marking [CLICK HERE](#)

Here is part of a number sequence.

The numbers in the sequence increase by 25 each time.

50      75      100      125      ...

Circle **all** of the numbers below that will appear in the sequence.



255      650      735      900      995

2008A KS2 Q6



The numbers in this sequence increase by 75 each time.

Write in the two missing numbers.

     725      800      875      950     

2007A KS2 Q5



Here is part of a number sequence.

The numbers increase by the same amount each time.

750      755      760      765      770

The sequence continues.

Circle **all** of the numbers below that would appear in the sequence.

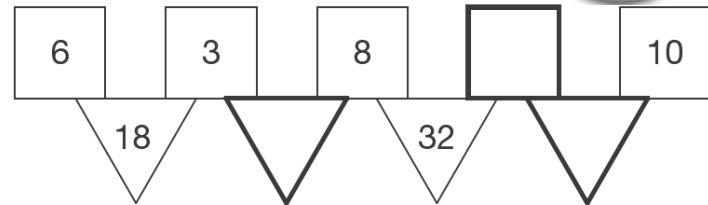
840      905      989      1000      2051

2010A KS2 Q18

In this diagram the rule is

*'to make the number in a triangle, multiply the numbers in the two squares above it.'*

Write in the three missing numbers.



2008A KS2 Q23

The numbers in this sequence increase by 7 each time.

1      8      15      22      29      ...

The sequence continues in the same way.

Will the number 777 be in the sequence?  
Circle **Yes** or **No**.



Yes / No

Explain how you know.





2006A KS2 Q15

Here is a number chart.  
Every third number in the chart has a circle on it.

1	2	3	4	5
6	7	8	9	10
11	12	13	14	15
16	17	18	19	20
21	22			

The chart continues in the same way.  
Here is another row in the chart.


Draw the missing circles.

71	72	73	74	75
----	----	----	----	----

Will the number **1003** have a circle on it?  
Circle **Yes** or **No**.

Yes / No

Explain how you know.



2003A KS2 Q10

Here is a repeating pattern of shapes.

Each shape is numbered.



The pattern continues in the same way.

Write the numbers of the next two **stars** in the pattern.



Complete this sentence.

*Shape number 35 will be a circle because ...*

.....  
.....  
.....



2003A KS2 Q17

The first two numbers in this sequence are 2.1 and 2.2

The sequence then follows the rule

*'to get the next number, add the two previous numbers'*

Write in the next two numbers in the sequence.

2.1   2.2   4.3   6.5

2002A KS2 Q20



A sequence starts at **500** and **80** is **subtracted** each time.

500    420    340 ...

The sequence continues in the same way.

Write the **first two numbers** in the sequence which are less than zero.



2000A KS2 Q20



This sequence of numbers goes up by **40** each time.

40    80    120    160    200    ...

This sequence continues.

Will the number **2140** be in the sequence? Circle Yes or No.



Yes / No

Explain how you know.

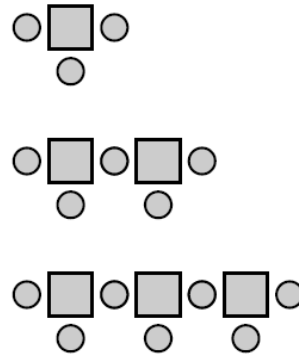


.....  
.....  
.....

2001A KS2 Q23



Here is a sequence of patterns made from squares and circles.



number of squares	number of circles
1	3
2	5
3	7

The sequence continues in the same way.

Calculate how many **squares** there will be in the pattern which has **25 circles**.



Show your **working**. You may get a mark.